




Ambiance



Love Notes

## 5 POINTS TO SUCCESS

CREATING A GREAT VOCAL MATCH  
AND SOUNDING AMERICAN



Peter Nugent Holland Harmony College 2012



## CONTACT DETAILS FOR PETER

Peter Nugent  
Nooj  
Email: [peter.nugent5@btopenworld.com](mailto:peter.nugent5@btopenworld.com)  
Tel: +44 7595 361318  
Address:  
18 The Close  
Coalpit Heath  
South Gloucestershire  
BS36 2RZ  
U.K.

Peter Nugent Holland Harmony College 2012



## 5 POINTS TO SUCCESS

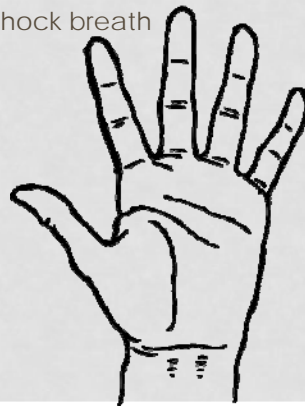
- African American art form
- Popularized in America
- International competitions in America
- Songs from the American song book
  
- How should we sound?
  
- DUTCH?

Peter Nugent Holland Harmony College 2012



## 5 POINTS TO SUCCESS

- Excellent posture – all the time
  - Look confident and GLOW
- Low breath
  - Suspend, breathe through the hinges, shock breath
- Vowel matching
  - We don't sing the same as we speak
- Lift the sound
  - Bright forward placement
- Forget it!

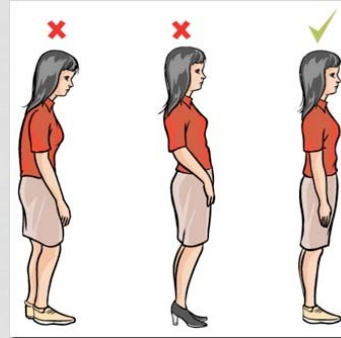


Peter Nugent Holland Harmony College 2012



## 5 POINTS TO SUCCESS

- Posture
  - Monkey
  - Man
  - Woman
  - Successful Singer
- Wonder Woman
- Look Confident
- Feel Confident
  - Thin line between confidence and arrogance
  - SMILE



Peter Nugent Holland Harmony College 2012



## 5 POINTS TO SUCCESS

- The Low Breath
  - Called other things too
    - Suspend
    - Breathe from diaphragm
    - Quick intake
    - Shock breath
    - Breathe through the hinges
- Before you breathe in?
  - Breathe out
  - Breathe out during the song
- Active versus passive
  - Don't breathe in – release instead



Gypsophila



Peter Nugent Holland Harmony College 2012



## 5 POINTS TO SUCCESS

- Vowel Matching
  - Voice placement is very important
  - Bright forward sound
  - Sing American Vowels
- Finding the match
  - Key kid kayde kahd kohd kudd
  - Duet to find the match
- Don't sing words
  - Sing vowels and pass consonants on to the next word
  - Example - Let me call you sweet heart

Peter Nugent Holland Harmony College 2012



## 5 POINTS TO SUCCESS

Let me call you sweetheart,  
I'm in love with you

Le tme ca lyoo swee ta,  
ta eemih nlah vwih thyoo

Peter Nugent Holland Harmony College 2012



## 5 POINTS TO SUCCESS

HAVE?	WE?	LONG	MUTE?
HIND?	SIT?	JOY?	MOON
HEART	LATE	GO?	FULL?
?	MEN	NOW	URGE?
?	SUN	?	?

Bn or Bng sound first for forward placement

Always start with "Have" and move in sequence to the desired vowel;

Add 'aer' as in 'hair' to "a" and "e" words eg: Let, Get, Bet, Land, Jazz and Have

Use "eh" in Make, Take, Late before diphthong



Be careful!

Ah  
Versus  
Aw



## 5 POINTS TO SUCCESS

- Lift the sound
  - Forward bright placement
- What does it look like?
  - Show top teeth
  - Use upper lip muscles, lips off teeth
  - Keep a smile in the eyes – at all times
  - Heavy tongue = more space in the mouth
- Posture and breathing will help
  - Anchor the neck
  - Breathe into the top of the head



Peter Nugent Holland Harmony College 2012



## 5 POINTS TO SUCCESS



Havoc