

Barbershop Member Center

From 2025 onwards, Holland Harmony contest admin will be using the IT infrastructure of the Barbershop Harmony Society (BHS).

This infrastructure consists of 2 parts:

- **The Member Center;** <https://members.barbershop.org/s/> an online portal where you register your quartet(s) and/or choir. In this portal you can, among other things, manage your contact information, register contest songs and enroll in all conventions of barbershop associations in this portal.
- **Scoring Management;** the admin team of conventions can retrieve information from the Member Center via this portal. Scores are registered in this portal. After the competition, the results will be shared with your quartet or chorus by email.

What do you need to do?

Register your choir or quartet in the BHS Member Center via the steps below. When registering, each choir or quartet must indicate one person as 'admin'. For choruses this is often done by the secretary of the chorus.

After registering your group, the admin can enroll for the Holland Harmony 2025 convention via the Member Center.

Make sure to register all your contest songs a week prior to the convention! You can register as many songs as you want. You do not need to communicate which song you will ultimately sing!

Do you need help? Please contact us at sing2025@hollandharmony.nl

What are the benefits of the BHS portals?

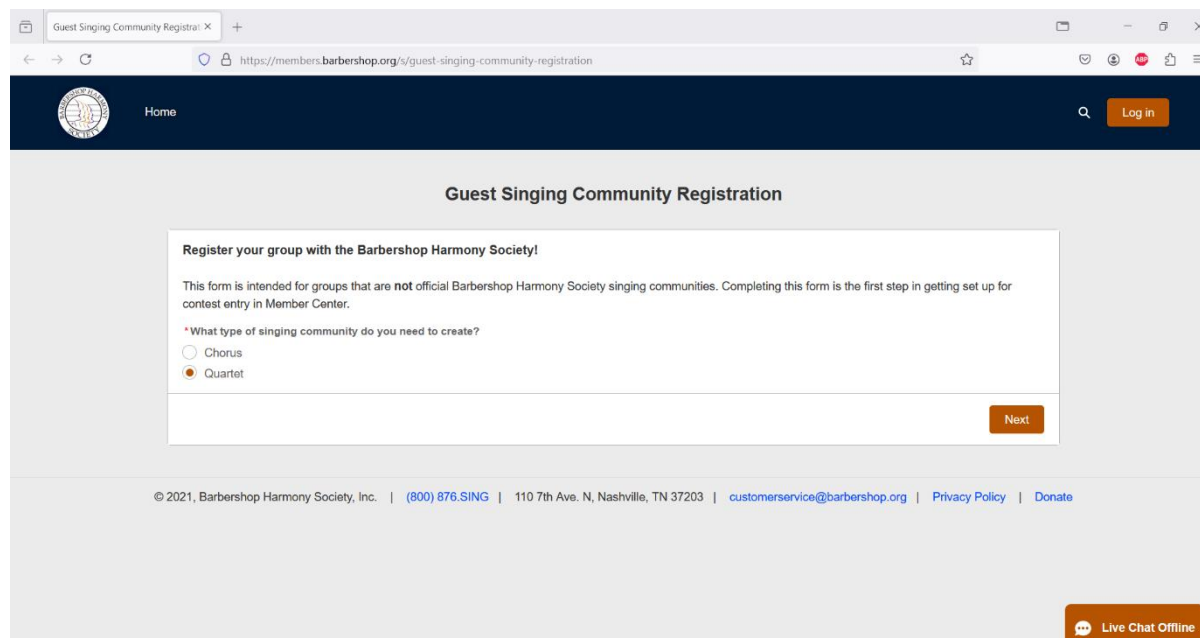
- Changes to contact details and other choir/quartet details can easily be adjusted and communicated via the Member Center.
- You can soon register your chorus or quartet via the Member Center for all events of affiliated Barbershop organizations: in addition to the BHS, BABS and BiBa are already onboarded. It is expected that others will follow in the coming years.
- After the convention, the scores can be automatically sent to all contacts (admins) of your chorus or quartet with the push of a button.
- The Member Center contains a link to the Harmony University Library and Document Center where all kinds of useful barbershop information is available.

Registration of your choir or quartet

1. Follow (or copy and paste) the link to the registration form:

<https://members.barbershop.org/s/guest-singing-community-registration>

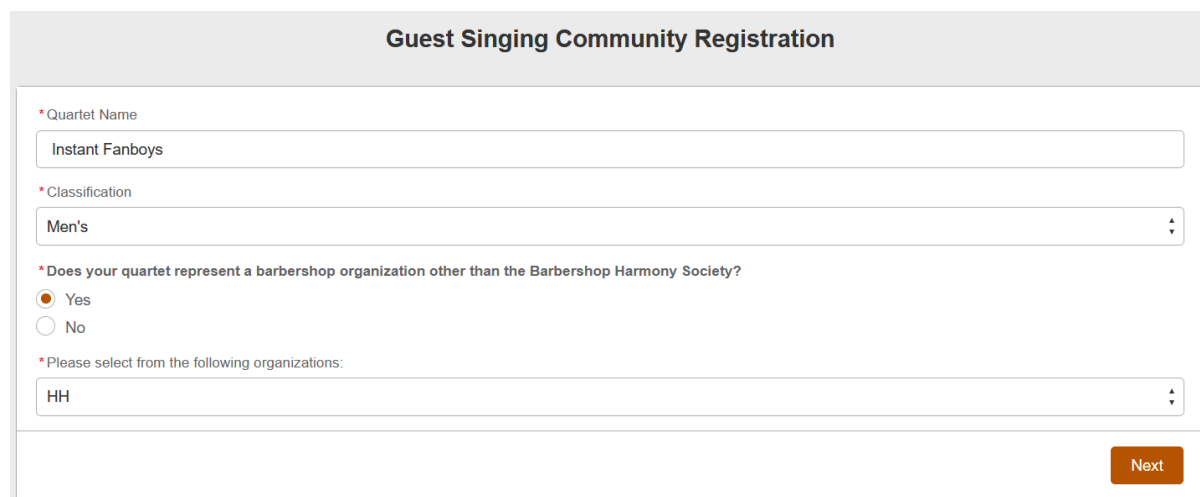
2. Select whether you want to register a choir or quartet



The screenshot shows a web browser window with the URL <https://members.barbershop.org/s/guest-singing-community-registration>. The page title is "Guest Singing Community Registration". The main heading is "Register your group with the Barbershop Harmony Society!". Below this, there is a paragraph: "This form is intended for groups that are not official Barbershop Harmony Society singing communities. Completing this form is the first step in getting set up for contest entry in Member Center." The form asks: "*What type of singing community do you need to create?" with two radio button options: "Chorus" and "Quartet". The "Quartet" option is selected. A "Next" button is located at the bottom right of the form. At the bottom of the page, there is a footer with contact information: "© 2021, Barbershop Harmony Society, Inc. | (800) 876.SING | 110 7th Ave. N, Nashville, TN 37203 | customerservice@barbershop.org | [Privacy Policy](#) | [Donate](#)". A "Live Chat Offline" button is also visible in the bottom right corner.

3. Enter the name of the choir or quartet and select the category (mixed/men/women) and the affiliated alliance of the BHS.

For Holland Harmony, select "HH".



The screenshot shows the "Guest Singing Community Registration" form with the following fields filled out: "* Quartet Name" is "Instant Fanboys"; "* Classification" is "Men's"; "* Does your quartet represent a barbershop organization other than the Barbershop Harmony Society?" has "Yes" selected; and "* Please select from the following organizations:" is "HH". A "Next" button is located at the bottom right of the form.

*If your choir is not registered with one of the possible associations, please contact us at sing2025@hollandharmony.nl

- Provide the name and email address of the admin.
Each quartet or choir must designate one person as admin. The email address will be used as primary contact.

Guest Singing Community Registration

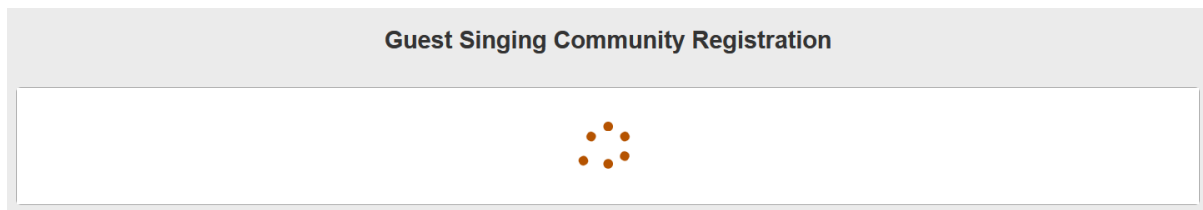
Who is the Quartet Admin?
This person will be responsible for contest entry and repertory management. This person will be the only one with access to the Member Center. This may or may not be a member of the quartet.

* First Name

* Last Name

* Email

Generating an account may take a while. You will receive a confirmation email if the registration is successful.



Guest Singing Community Registration

A new Member Center user will be created for **Roman Zondervan** so that they may manage the Quartet. A setup email with further instructions on how to log in will be sent to ██████████@gmail.com.

Please click NEXT to confirm.

Welcome to Member Center

 Member Center <customerservice@barbershop.org>
[← Beantwoorden](#)
[← Allen beantwoorden](#)
[→ Doc](#)

Aan: ██████████@gmail.com

Hi Roman,

Welcome to Member Center, where you can connect with other Barbershoppers and manage your memberships. To get started, click the below link:

https://emea01.safelinks.protection.outlook.com/?url=https%3A%2F%2Fmembers.barbershop.org%2Flogin%3F%3D%2FmxayW_m4KJYfFuXZAeDVA80healZZYyG2Z_oyOv8sBpgpbfitUApaOVELAJNxtBc0C5HwDZ3jt2EJMnMB6hswO2l5ax6kf9DpfKj7EDwEqvAo4iakqn8O1hbSRI81vlEIGdcZf3L5a3dWmflmM77fyDvsUyEiWJH33HvB3OXAPJRY.d4&data=05%7C02%64b75a37508dce30b41fe7C84df9e7fe9f640afb435aaaaaaaaaaaa%7C1%7C0%7C638634884685959226%7CUnknown%7CTWFpbGZsb3d8eyJWljoIMC4wlj,uMzliLCBTil6lk1haWwilCjXVCl6Mn0%3D%7C%7C%7C%7C&sdata=j4dQME01HNIidmyBje8Hi3koUsBDXNMrlOIPkFdz4vk%3D&reserved=0

Username ██████████@gmail.com

In Harmony,
Barbershop Harmony Society

- Provide names and email of other contacts.

For quartets: the members in their primary roles (can still be adjusted later).

For choirs: the conductor.

Guest Singing Community Registration

▼ Quartet Member Details


<p>TENOR</p> <p>*Tenor First Name <input type="text"/></p> <p>*Tenor Last Name <input type="text"/></p> <p>*Tenor Email <input type="text"/></p>	<p>LEAD</p> <p>*Lead First Name <input type="text"/></p> <p>*Lead Last Name <input type="text"/></p> <p>*Lead Email <input type="text"/></p>
<p>BARITONE</p> <p>*Baritone First Name <input type="text"/></p> <p>*Baritone Last Name <input type="text"/></p> <p>*Baritone Email <input type="text"/></p>	<p>BASS</p> <p>*Bass First Name <input type="text"/></p> <p>*Bass Last Name <input type="text"/></p> <p>*Bass Email <input type="text"/></p>

Guest Singing Community Registration

Success!
Your quartet has been created.

Please check your email for next steps. You may contact customerservice@barbershop.org with any difficulties.

6. Use the link you received by email to set your password.



Change Your Password

Enter a new password for [redacted]@gmail.com.
Make sure to Include at least:

- 8 characters
- 1 letter
- 1 number

* New Password

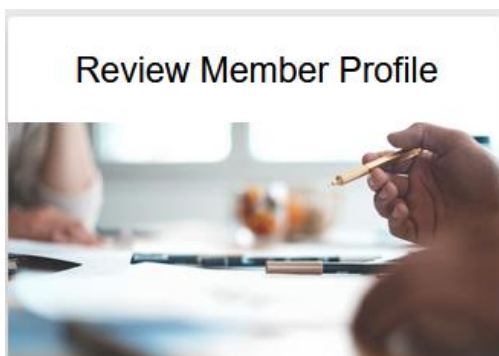
* Confirm New Password

Password was last changed on 10/2/2024, 1:54 PM.

Member Center FAQ

<https://members.barbershop.org/s/>

1. Who has access to the Member Center?
 - Only persons who are registered as Admins have access to the Member Center and can adjust the data for themselves and (the members of) their “Singing Community” (“SC”) [= the choirs/quartets of which you are the admin]
2. How do I change my personal/contact details?
 - For your own information, from the Member Center Home menu, go to: Review Member Profile.



- Click on the pencil symbol next to the data you want to adjust:

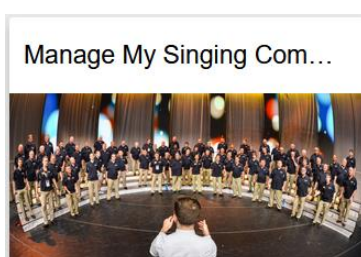
A screenshot of the Member Profile editing interface. It is divided into two main sections: 'Member Details' and 'Contact Information'.
Under 'Member Details':

- Name: Roman Zondervan (with a yellow pencil icon)
- Preferred Name: Roman (with a yellow pencil icon)
- Oldest Society Join Date: (with an information icon)
- Primary Affiliation: (with an information icon)
- Relationship Manager: (with an information icon)

Under 'Contact Information':

- Preferred Phone: Home (with an information icon and a pencil icon)
- Preferred Email: (with a pencil icon)

3. How do I adjust the details of my choir or quartet?
 - From the Home menu, select Manage My Singing Community (or Manage my SCs from the bar at the top of the screen)



- You will now see a dashboard. Click on the blue link of your choir or quartet.

Click to Navigate

Accounts

1 item

[Instant Fanboys](#)

All records are loaded

Dashboard
Live Dashboard
 All My Singing Communities
 As of Oct 5, 2024, 3:59 AM Viewing as Roman Zondervan

My Current Officer Roles

Account Name	Officer Role	Start Date	End Date
Instant Fanboys	Quartet Admin	10/2/2024	10/3/2025

[View Report \(Manage My Singing Communities\)](#)

Active Member Count
 All My Singing Communities

Record Count

4

Instant Fanboys

Account Name

[View Report \(Active Member Roster\)](#)

- If you want to change the details of the conductor or members of your quartet, you can do so via their profile by clicking on the person's name.

Member and Officer Lists

Members

4 items • Sorted by Last Name

First Name	Last N...	Member ...	Start	End
Mickey	Gijzen		2024-10-02	2025-10-03
Rudy	van der Zwan		2024-10-02	2025-10-03
Didier	van Someren		2024-10-02	2025-10-03
Roman	Zondervan		2024-10-02	2025-10-03

All records are loaded

Officers

1 item • Sorted by Role

[Live Chat Offline](#)

Officer Management Actions

Member Management

[Add a Member](#) [Renew a Member](#) [Update a Member](#)

Officer Management

[Add a New Officer](#) [Update an Officer](#)

Other

[Renew Quartet](#)

Contest Entry

[Enter Contest](#)

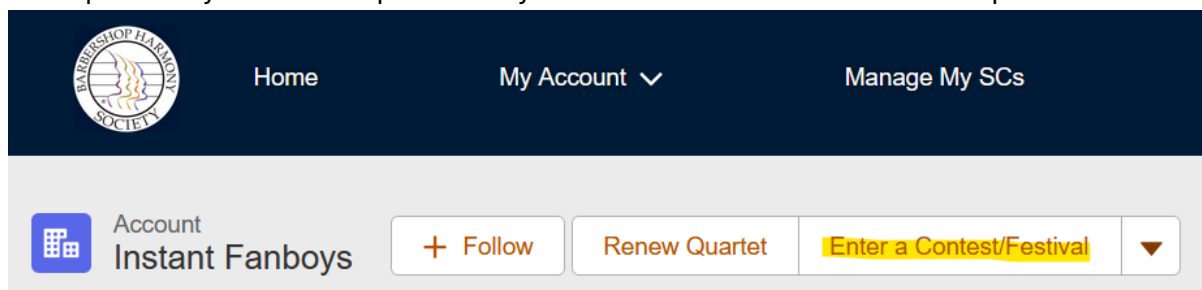
- How long will the data of my choir or quartet be kept in this portal?
 - Due to privacy regulations, the data of each choir or quartet will be deleted if the admin of the chorus or quartet has not logged in to the BHS Member Center for more than a year.
 - If your chorus or quartet has been inactive for more than a year and you want to use the Member Center again, you need to re-register the choir or quartet via the registration link. <https://members.barbershop.org/s/guest-singing-community-registration>
- Help, I can't figure it out! Who can help me?
 - Please feel free to contact someone from the organization: sing2025@hollandharmony.nl

Register for a convention

<https://members.barbershop.org/s/>

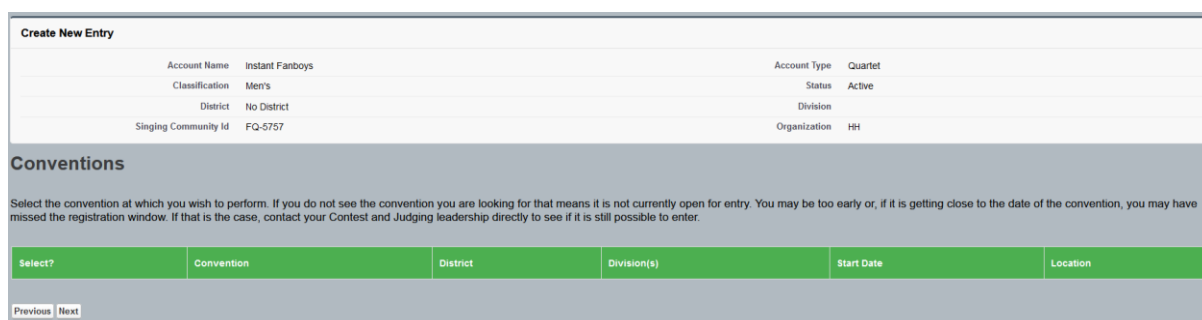
You can register your choir or quartet for conventions via the Member Center. Note: Only the admin of the choir or quartet can perform these actions.

1. Log in to the Member Center and select Manage My SCs (Singing Community = the choirs/quartets of which you are the admin)
2. Click on the name of the choir or quartet you want to register.
3. In the profile of your choir or quartet it says “Enter a Contest/Festival” at the top.



4. You will now see an overview of your choir/quartet data. By clicking “Create Entry”, an overview of conventions/festivals will be loaded for which you can register the choir or quartet. If the event is not visible, please contact the organization.

[Note: the Holland Harmony Sing 2025 convention might not be available yet. The admin team will make sure all participants that were already registered are enrolled and can even enroll your chorus/quartet for you, once registered in the Member Center.]



5. After selecting the event, you will receive an overview of the available competition types. Select the competitions you want to participate in and click Next.
6. Your registration will then be passed on to the organization. An administrator from the organization will approve your registration or contact you if any information is missing or incorrect.

* You do not have to enter your contest songs when registering. These will be retrieved separately from the profile of your chorus or quartet. The organization will ask you to register the contest songs that you will sing at the event in your profile.

Managing Contest Repertoire

When registering your choir or quartet, the organization will ask you to register the contest songs as repertoire in the profile on the Member Center. In the following steps we will show you how to add new songs to your profile.

1. Log in to the Member Center and select Manage My SCs
2. Click on the name of the choir or quartet.
3. On the profile of your choir or quartet, click on “New” next to the header “Repertoire”.

The screenshot shows the Member Center interface. On the left, there are sections for 'Officer Management' (Add a New Officer, Update an Officer), 'Other' (Renew Quartet), and 'Contest Entry' (Enter Contest). The main section is 'Singing Community Details' for 'Instant Fanboys' (Account Name), with details like Singing Community Id (FQ-5757), Quartet Subscription Package (Free), Established Date (10/2/2024), and Classification (Men's). On the right, there's an 'Officers' table with one entry: Roman Zondervan, Quartet Ad..., 2024-10-02 to 2025-10-03. Below that is the 'Related Records' section, which includes 'Repertoire (0)' with a circled 'New' button and 'Entries (0)' with a 'New' button.


4. Type the name of a song into the search bar. If multiple versions are available, the arranger's name will be visible. If you need more details to make a choice, you can click on the magnifying glass for more information.

The screenshot shows the 'New Repertory' search interface. At the top, there's a search bar with 'Steppin' entered. Below it, a dropdown list shows search results for 'Steppin' in Charts, including 'Steppin' Out With My Baby' by Dot Short, Rob Hopkins, and Clay Hine. At the bottom, there's a 'Chart Results' table with columns for Chart Name, Arrangers..., Composers, Lyricists, and Holders. The table lists several versions of 'Steppin' Out With My Baby' and 'At The High Brown Babies' Ball/Steppin' Out Tonight.

CHART NAME	ARRANGERS...	COMPOSERS	LYRICISTS	HOLDERS
Steppin' Out Medley	Ed Waesche	Spencer Williams/Irving Berlin	Jack Palmer/Irving Berlin	UNIVERSAL MUSIC CORP., REDWOOD MUS LTD, UNIVERSAL
Steppin' Out With My Baby	Dot Short	Irving Berlin	Irving Berlin	BERLIN IRVING MUSIC CORP.
Steppin' Out With My Baby	Clay Hine	Irving Berlin	Irving Berlin	BERLIN IRVING MUSIC CORP.
Steppin' Out With My Baby	Rob Hopkins	Irving Berlin	Irving Berlin	BERLIN IRVING MUSIC CORP.
At The High Brown Babies' Ball/Steppin' Out Tonight	Clay Hine	Clay Hine	Clay Hine	Unknown

5. Select the song and click “Save” to add the song to your repertoire.

Related Records

 Repertory (1) [New](#)

Repertory Number	Chart	Arrangers	Created Date	
000015382	Steppin' Out With M...	Clay Hine	10/5/2024, 5:33 AM	▼

[View All](#)

* Is your song not on the list? Please contact the Member Center administrators to add the song to the database: customerservice@barbershop.org (ENG) or via sing2025@hollandharmony.nl (NL)